

File No. NCR18650-618

Issue Date: 2015/4/20

**LITHIUM ION BATTERY  
SPECIFICATION**

BATTERY  
CLASSIFICATION

LITHIUM ION BATTERY

PRODUCT CODE

BJ-A300230AA

CLIENT

Client Agreement:

Signature:	_____
Name in Block Letters:	_____
Date:	_____

\* If there is no reply within 30 days following delivery, this document shall be presumed to be valid.

**Rechargeable Battery Business Division,  
SANYO Electric Co., Ltd.  
Automotive & Industrial Systems Company  
of Panasonic Group**

Technical Service Department No.2  
PA Business Development Section

Dft.	<i>T. Migami</i>
Chk.	<i>Y. Nishimura</i>
Chk.	<i>M. Geki</i>
Chk.	<i>T. Nishitani</i>
App.	<i>H. Yoneda</i>

## Table of Contents

	Page
1 Revision History.....	1
2 Safety Instructions.....	2
3 Scope.....	6
4 Battery Classification and Product Code.....	6
5 Nominal Specifications.....	6
6 Electrical Characteristics.....	7
7 Design and Dimensions.....	8
8 Appearance.....	8
9 State of Charge at Time of Shipment.....	8
10 Precautions on Designing of the Pedelec, the Charger and the Battery pack.....	9
11 Storing Conditions.....	10
12 Handling precautions for Lithium Ion Cells.....	11
13 Warranty Exmptions.....	12
14 Other Remarks.....	12
15 Standard Charging Method.....	12
16 Battery Warranty Period.....	13
17 Battery Safety Requirements.....	13

Title	Lithium Ion Battery Specification (Cylindrical Type)	Page	1/13
-------	--	------	------

## 1 Revision History

No.	Date	Class	Description		
(a)	2015/4/20	—	Issue	Dft.	T.Higami
				Chk.	Y.Nishimura
				Chk.	M.Seki
				Chk.	T.Nishitani
				App.	H.Yoneda
				Dft.	
				Chk.	
				Chk.	
				Chk.	
				App.	
				Dft.	
				Chk.	
				Chk.	
				App.	
Chk.					
Chk.					
App.					
				Chk.	
				Chk.	
				App.	

\* Legend: A for Added, D for Deleted, R for Revised

File No.	NCR18650-618	Rechargeable Battery Business Division, SANYO Electric Co., Ltd.
----------	--------------	---

Title	Lithium Ion Battery Specification (Cylindrical Type)	Page	2/13
-------	--	------	------

**2 Safety Instructions**

The battery contains flammable materials such as organic solvents. Mishandling the battery may cause fire, smoke, or an explosion and the battery's functionality will be seriously damaged. Protection circuitry must be designed into the application device to protect the battery. Additionally, SANYO highly recommends adding these instructions to the owner's manual. Please read and check the following prohibited actions.

**Danger**

(1) Immersion

*Do not immerse the battery in liquid such as water, beverages, or other fluids.*

Exposure to liquid may damage the battery or the battery pack (including protection circuit). As a result, the battery may generate heat, smoke, catch fire, or explode.

(2) High Temperature

*Do not use or place the battery near an open flame, heater or high temperature (above 80°C).*

Subjecting the battery to high temperature may damage the polyolefin separator and can cause an internal short circuit. This may cause the battery to generate heat, smoke, catch fire, or explode.

(3) Chargers and Charge Conditions

*Do not use unauthorized chargers.*

Only charge the battery within specified conditions (e.g., temperature range, voltage, and current). Use of an unauthorized charger could cause the battery to generate heat, smoke, catch fire, or explode.

(4) Reverse Polarity

*Do not attach or insert battery with polarity reversed.*

A battery has polarity. If the battery does not easily fit into the charger or device, check the battery's orientation. Do not force the battery into the battery compartment. If attached to the device with reversed polarity, the battery may generate heat, smoke, catch fire, or explode.

(5) Direct Connection

*Do not connect the battery to an AC outlet or DC automotive plug.*

The battery requires a specific charger. If the battery is connected directly to a power outlet, the battery may generate heat, smoke, catch fire, or explode.

(6) Use in Other Equipment

*Do not use the battery in equipment for which it was not intended.*

If the battery is used in unapproved applications or systems, the battery may become damaged and generate heat, smoke, catch fire, or explode.

File No	NCR18650-618	Rechargeable Battery Business Division, SANYO Electric Co., Ltd.
---------	--------------	---

Title	Lithium Ion Battery Specification (Cylindrical Type)	Page	3/13
-------	--	------	------

(7) Incineration and Heat

*Keep the battery away from heat and fire.*

Heat will damage the battery and may cause it to generate heat, smoke, catch fire, or explode.

(8) Short-Circuit

*Do not apply a short-circuit.*

Do not connect the positive (+) and negative (-) terminals with a conductive material. Do not carry or store the battery with any metal objects. If the battery is shorted, the shorting item may overheat and the battery may generate heat, smoke, catch fire, or explode.

(9) Impact

*Avoid excessive impact to the battery.*

Impact beyond specification may damage the battery. This may cause the battery to leak, generate heat, smoke, catch fire, or explode.

(10) Penetration

*Do not penetrate the battery with a nail or strike with a hammer.*

If subjected to a hard strike or penetrated by an object, the battery may be damaged or destroyed, thereby causing an internal short-circuit. This may cause the battery to generate heat, smoke, catch fire, or explode.

(11) Soldering

*Do not directly solder to the battery.*

Soldering directly to the battery could melt the separator or damage the gas release vent or other safety mechanisms. This may cause the battery to generate heat, smoke, catch fire, or explode.

(12) Disassembly

*Do not disassemble the battery.*

Disassembly or modification of the battery may damage the protection circuit. This may cause the battery to generate heat, smoke, catch fire, or explode.

(13) Charge near High Temperatures

*Do not charge the battery near high temperature.*

If the battery is charged while exposed to high temperature, the battery's protection circuit may activate and prevent charging, or fail and cause the battery to generate heat, smoke, catch fire, or explode.

(14) Deformation

*Do not use the battery with conspicuous damage or deformation.*

It causes the generating heat, smoke, rupture or flame.

(15) Reverse Charge and Overdischarge

*Do not reverse polarity (and terminals).*

On charging, the battery is reverse-charged and abnormal chemical reaction occurs. And also, there may be case that unexpected large current flows on discharging. These cause the generating heat, smoke, rupture or flame.

File No	NCR18650-618	Rechargeable Battery Business Division, SANYO Electric Co., Ltd.	
---------	--------------	---	--

Title	Lithium Ion Battery Specification (Cylindrical Type)	Page	4/13
-------	--	------	------

**Warning**

(1) Ingestion

*Keep away from small children.*

Keep the battery away from small children. If the battery or any of its component parts is swallowed, seek medical attention immediately.

(2) Storage

*Do not place the battery in or near a microwave or other cooking appliances.*

If subjected to heat or electromagnetic radiation, the battery may leak, generate heat, smoke, catch fire, or explode.

(3) Mixed Use

*Do not mix with other batteries.*

The battery should not be used with other batteries having a different capacity, chemistry, or manufacturer. Doing so could cause the battery to generate heat, smoke, catch fire, or explode.

(4) Rust, Discoloration and Deformities

*Do not use abnormal batteries.*

Immediately stop using the battery if there are noticeable abnormalities, such as smell, heat, discoloration, or deformity. The battery may be defective and could generate heat, smoke, catch fire, or explode with continued use.

(5) Charging Time

*Stop charging if the charging process cannot be finished.*

If the battery can not finish the charging process within the specified time, halt the charging process. The battery may generate heat, smoke, catch fire, or explode.

(6) Leakage ①

*Do not use a leaking battery near open flame.*

If the battery or liquid leaking from the battery has an irritating odor, the battery should be kept away from any open flame. If exposed to an open flame, the battery could ignite and explode.

(7) Leakage ②

*Do not touch a leaking battery.*

If liquid leaking from the battery gets into your eyes, immediately flush your eyes with clean water and seek medical attention. If left untreated, it will cause significant eye damage.

(8) Transport

*Pack the battery securely for transport.*

To prevent short-circuit or damage during transport, securely pack the battery in a case or carton.

File No	NCR18650-618	Rechargeable Battery Business Division, SANYO Electric Co., Ltd.
---------	--------------	---

Title	Lithium Ion Battery Specification (Cylindrical Type)	Page	5/13
-------	--	------	------

**Caution**

- (1) **Exposure to Direct Sunlight**  
Do not use or leave the battery in a location exposed to excessive heat, such as in direct sunlight or in a car. Doing so could cause the battery to generate heat, smoke, catch fire, or explode. It may also cause the battery's performance and life to deteriorate.
- (2) **Static Electricity**  
The battery pack has a protection circuit. Do not use the battery where static electricity in excess of 100V is generated as it may damage the protection circuit. If the protection circuit fails, the battery may generate heat, catch fire, smoke, or explode.
- (3) **Charging Temperature Range**  
Only charge the battery between 10°C and 45°C. Charging outside of this temperature range may cause the battery to leak, generate heat, or result in serious damage. It may also cause the battery's performance and life to deteriorate.
- (4) **Manual**  
Read the manual before use. Keep for future reference.
- (5) **Charging Method**  
Read the charger's manual before use for proper charging method.
- (6) **First Time Usage**  
Please contact the supplier if the battery gives off an unusual odor, generates heat, or shows signs of rust prior to its initial use.
- (7) **Use by Children**  
Parents must explain how to use the system and the battery. Please check back periodically to ensure children are using the system and the battery correctly.
- (8) **Flammable Materials**  
Do not charge or discharge near flammable materials. Doing so could result in fire.
- (9) **Leakage**  
If electrolyte leaks from the battery and comes into contact with skin or clothing, immediately flush with water. Otherwise, it may cause skin irritation.
- (10) **Handling of Exposed Contacts or Conductors**  
If the battery pack has a system interface consisting of stripped lead wires or exposed contact plates, handle with due care. Temporarily insulate exposed contacts and conductors with an insulator such as polypropylene tape or polyvinylchloride tape. Failure to do so could result in an electrical shock; a short circuit causing the battery to generate heat, smoke, catch fire, or explode; or the combustion of other materials.
- (11) **Recycling**  
When disposing of the battery, recycle it according to local rules and regulations.

File No	NCR18650-618	Rechargeable Battery Business Division, SANYO Electric Co., Ltd.
---------	--------------	---

**3 Scope**

This specification applies to the Lithium Ion Battery NCR18650G-H0ANA for Pedelec by BATTERIEN-MONTAGE-ZENTRUM GMBH.

This Specification shall not apply to special applications requiring a high degree of quality and reliability where the failure or malfunction of the products may directly jeopardize life or cause threat of personal injury. A non-exhaustive list of such applications includes: weapons, aircraft and aerospace equipment, aircraft electronics equipment, medical equipment (excluding Class 1 equipment), intrinsically safe equipment, electric vehicles, hybrid electric vehicles, and electric motorcycles (excluding electric bicycles).

**4 Battery Classification and Product Code**

4.1	Battery Classification	Lithium Ion Battery
4.2	Product Code	BJ-A300230AA
4.3	Model Name	NCR18650G-H0ANA
4.4	Cell Type	NCR18650GA

**5 Nominal Specifications**

Item		Specifications	Notes
5.1	Rated Capacity	3300mAh	0.67A discharge at 20°C
5.2	Capacity (Minimum) * <sup>1</sup>	3350mAh	0.67A discharge at 25°C
5.3	Capacity (Typical)	3450mAh	Reference only
5.4	Nominal Voltage	3.6V	0.67A discharge
5.5	Discharging End Voltage	2.5V	
5.6	Charging Current (Std.)	1.675A	
5.7	Charging Voltage	4.20 ± 0.03V	
5.8	Charging Time (Std.)	4.0hours	
5.9	Continuous Discharge Current (Max.) * <sup>2,3</sup>	10A	0 ~ +40°C
5.10	Internal Resistance	less than 38mΩ	AC impedance 1 kHz
5.11	Weight	less than 49.5g	
5.12	Operating Temperature	Charge	10 ~ +45°C
		Discharge	-20 ~ +60°C
5.13	Storage Conditions	less than 1 month	Recoverable Capacity: 80%* <sup>4</sup>
		less than 3 months	
		less than 1 year	

\*1 Capacity is measured by the discharge at 0.67A until end voltage of 2.5V after fully charged at 25°C as described in the specification.

\*2 Discharge at high rate or high temperature environment will accelerate the degradation of the battery capacity.

\*3 The maximum discharge current for a single cell use. However after the battery pack assembly , maximum discharge current will be limied by a protection circuit or device.

\*4  $Recoverable\ Capacity = \frac{Discharge\ Time\ after\ Storage}{Initial\ Discharge\ Time} * 100$

The discharge time is measured by fully charging the battery at 25°C and then discharging it at a current of 0.67A to 2.5V per cell in series.

\*5 Maximum cell surface temperature :The cell temperature must not exceed 70°C.



**6 Electrical Characteristics**

Item	Conditions	Criteria
6.1 Full Charge	The battery is charged at a 1.675A constant current until the voltage reaches 4.20V. The current is then reduced to keep a constant voltage of 4.20V. The total charging time is 4.0 hours at 25°C.	
6.2 Capacity	(1) Within 1 hour after fully charging at 25°C as per item 6.1, the battery is discharged at 0.67A continuously to 2.5V at 25°C.	More than 300 min.
	(2) Within 1 hour after fully charging at 25°C as per item 6.1, the battery is discharged at 3.35A continuously to 2.5V at 25°C.	More than 54 min.
6.3 Cycle Life	After the battery has been subjected to 300 repeated charge and discharge cycles (charged by CC-CV of 1.675A-4.20V for 4.0 hours; discharged by CC of 3.35A to 2.5V at 25°C), the discharge time is measured as per Item 6.2, (2).	More than 38 min.
6.4 Temperature Characteristics	(1) Within 1 hour after fully charging at 25°C as per item 6.1, the battery is stored at 0°C for 3 hours. The discharge time is then measured as per Item 6.2, (2) at 0°C.	More than 30 min.
	(2) Within 1 hour after fully charging at 25°C as per item 6.1, the battery is stored at 60°C for 3 hours. The discharge time is then measured as per Item 6.2, (2) at 60°C.	More than 50 min.
6.5 Storage at Fully Charged State	After fully charging at 25°C per item 6.1, the battery is stored for 20 days at 60°C. After storage, the battery is held at 25°C for 3 hours. Then, the discharge time is measured as per Item 6.2, (2).	More than 30 min.
	Then, the same battery is fully charged again and discharged a second time and measured as per Item 6.2, (2) at 25°C.	More than 40 min.
6.6 Storage at Full Discharged State	After fully charging at 25°C, the battery is discharged as per Item 6.2, (2). Then, the battery is stored for 20 days at 60°C. After storage, the battery is held at 25°C for 3 hours. Then, the discharge time is measured as per Item 6.2, (2) at 25°C.	More than 50 min.

Title	Lithium Ion Battery Specification (Cylindrical Type)	Page	8/13
-------	--	------	------

Item	Conditions	Criteria
6.7 Drop	After fully charging at 25°C, the cell is dropped 3 times in random directions from a height of 1 m onto a flat surface of concrete.	No rupture, no fire

**STANDARD TEST CONDITIONS:**

All tests shall be conducted with new batteries delivered within the last 7 days. Tests shall be performed at a temperature of 25±2°C and a humidity of 65±20% (the standard temperature tolerance for Class 2 and the standard humidity tolerance for Class 20, respectively, as specified by *JIS Z 8703, Standard Atmospheric Conditions for Testing*). The precision of the voltmeter and ammeter used in the tests shall be higher than Class 0.5 as specified by *JIS C 1102-2, Special Requirements for Ammeters and Voltmeters*

**7 Design and Dimensions**

The battery design is shown in the following documents or drawings.

- Drawing number [NCR18650G-H0ANA01,AUR18650-SIYOUZ2-20]

**8 Appearance**

There shall be no such defects as followings, which may adversely affect commercial value of the cell:

- Scratch
- Rust
- Discoloration
- Dirt
- Deformation
- Leakage

**9 State of Charge at Time of Shipment**

The battery is shipped out with a state of charge that is approximately 48%\*.

\* The 48% capacity is the state of charge at the time that SANYO ships the battery. It is not the state of charge when BATTERIEN-MONTAGE-ZENTRUM GMBH receives the battery.

File No	NCR18650-618	Rechargeable Battery Business Division, SANYO Electric Co., Ltd.	
---------	--------------	---	--

Title	Lithium Ion Battery Specification (Cylindrical Type)	Page	9/13
-------	--	------	------

**10 Precautions for Designing of the Pedelects, the Chargers and the Battery packs.**

**10.1 Precautions for Designing of Pedelect and the Charger.**

(1) Charge

- The battery is charged by a method of constant current-constant voltage.
- Regarding NCR18650G-H0ANA, the charging current should not exceed 3.35A/cell.
- The charging voltage should not exceed 4.20V/cell.
- The charging voltage is required to be set to less than 4.23V/cell with considering the accuracy of charger. Even if the charger is failed, the total safety shall be secured.
- The charger shall be equipped with a pre-charge system.
- If battery voltage goes down to less than 2.5V/cell, the battery should be charged by pre-charge current of maximum 0.33A. Once, the battery reached more than 2.5V/cell by the pre-charging, the charger can resume the standard charging method. However, if the battery voltage never recovers more than 2.5V/cell, the charger must be stopped and turned off.
- The charger shall be equipped a full charge detection.
- The charger shall detect the full-charged state by a timer, current detection or open circuit voltage detection. When the charger detects the full-charge, the charger shall stop charging. Do not apply the continuous charging (trickle charging) method.
- The charging temperature should be confined to the range 10°C to +45°C.

(2) Discharge

- The discharge current should not exceed 10A/cell.
- The discharge temperature should be between -20°C to +60°C.
- The discharge end voltage should be more than 2.5V/cell

(3) Over discharge

- Do not discharge the battery less than 2.0V/cell.

(4) Design of Pedelects and chargers.

- The cells should be kept away from heat generating electronic parts in order to avoid deterioration of battery performance.

File No	NCR18650-618	Rechargeable Battery Business Division, SANYO Electric Co., Ltd.
---------	--------------	---

Title	Lithium Ion Battery Specification (Cylindrical Type)	Page	10/13
-------	--	------	-------

**10.2 Precautions for Battery Pack Design.**

(1) Shape, mechanism and material of battery packs

- The battery pack should be designed so it cannot connect to unauthorized chargers.
- The battery pack should be designed so it cannot connect with unauthorized equipment and/or devices.
- The terminal shape should be designed to avoid short circuit issues. In addition, the battery pack should be equipped with an over current protection function in order to prevent from external short circuit issues.
- The terminal shape and structure should be designed so that it cannot connect in backwards.
- The battery pack should be designed to prevent static electricity, electrolyte, or water ingress issues.
- The battery pack should be designed so the protection circuit functions can be inspected during the assembly process.
- The battery pack should be designed so electrolyte cannot reach to the protection circuit board even if electrolyte leak out of the cells.
- The cells should be fixed by tape or glue in the case. If the battery pack is dropped, the cells should be protected against dents, deformations, and other mechanical stresses.
- Plastic cases should be closed with glue. If an ultra sonic welding method is applied to the case sealing, SANYO will not accept any responsibilities for any defects.
- The pack shall be designed so end users cannot remove or disassemble the cells.

(2) Protection circuit

The following protection circuit should be equipped in the battery pack:

● **Overcharge protection**

For safety reason and in order not to shorten the cycle life, max overcharge protection voltage of each block should be under 4.25V/cell including tolerance.

● **Over discharge protection**

If cell voltage reaches approximately 2.2V/cell, we recommend that the over discharge protection circuit shuts down the discharge current and the circuit consumption current is set to less than 1μA.

● **Over current protection**

If discharge current exceeds approximately 10A/cell, the over current protection will shut down the current.

(3) Electric circuit

- To avoid over discharge mode during long storage times, the consumption current of the battery pack's protection circuit should be set as low as possible.

(4) Cell connection

- The cells should not be connected using a soldering process. In order to avoid any damages, cells should be connected to lead plates by a spot welding method.

(5) Precautions on label

- The rating label should indicate required information and precautions.
- The precautions should be based on the information in section 2.

File No	NCR18650-618	Rechargeable Battery Business Division, SANYO Electric Co., Ltd.	
---------	--------------	---	--

Title	Lithium Ion Battery Specification (Cylindrical Type)	Page	11/13
-------	--	------	-------

**11 Storing Condition**

**11.1 Storage Temperature and Humidity (Within 3 months)**

- Cells should be stored in a stable environment characterized by low-humidity (less than 70%RH), free of corrosive gasses, and an ambient temperature between -20°C and +40°C.
- To prevent rust, avoid conditions that can create condensation such as rapid fluctuations in the ambient.

**11.2 Long Duration Storage**

- When long duration storage cells should be stored in a stable environment characterized by low-humidity (less than 70%RH), free of corrosive gasses, and an ambient temperature between -20°C and +20°C.
- To prevent rust, avoid conditions that can create condensation such as rapid fluctuations in the ambient.
- For long term storage, a discharged or partial charged state of charge per section 9 is recommended.

**12 Handling Precautions for Lithium Ion Cells**

- This section describes handling precautions for lithium ion cells which will be assembled as battery packs with BATTERIEN-MONTAGE-ZENTRUM GMBH. This battery pack consists of NCR18650GA.

**12.1 Series Connections Precautions**

- When the cells are connected in series, use the same rank cells. This information is described in the label on the carton. In addition, the cell voltage should be checked and the voltage should be within 20mV.

\* Lot number on carton label.

**12.2 Inspection of the Battery Pack before Shipping**

All battery packs shall be inspected for:

- Voltage
- Internal impedance
- Function of protection circuit
- Thermistor resistance
- Thermal fuse

File No	NCR18650-618	Rechargeable Battery Business Division, SANYO Electric Co., Ltd.
---------	--------------	---

Title	Lithium Ion Battery Specification (Cylindrical Type)	Page	12/13
-------	--	------	-------

**12.3 Precautions on Pack Assembly**

- Do not use potentially abnormal cells which have been dropped, shorted, or deformed during handling or assembly--even if no damage is readily apparent. Do not use cells giving off the odor of electrolyte.
- Do not bring battery near or into contact with heat sources such as soldering irons.
- Do not allow any metal to come into direct contact with pouch cells inside the battery pack compartment.
- Do not lift the core pack by holding the lead wires or the printed circuited board.  
Do not unnecessarily twist or bend the lead wires or the printed circuited board.
- Do not re-work the batter

**13 Warranty Exemptions**

- SANYO will not be liable for any damages that are caused by violations of the precautions in this specification
- SANYO will not be liable for any problems caused by design defects of the battery packs, Pedelecs, or chargers.
- SANYO will not accept return of any abnormal cells that were damaged due to any incorrect assembly process.

**14 Other Remarks**

- If there are problems in this specification, SANYO will take them into consideration.
- SANYO can discuss specification or precautions that are not described in this specification.
- Do not use the provided cells for other applications.

**15 Standard Charging Method**

The standard charge condition is a constant current – constant voltage method with a current of 1.675A and a maximum voltage of 4.20V. The charging process should be halted when either time, battery voltage, or current reach certain values.

When the battery is in a state of over-discharge (the battery voltage is less than 2.0 V per cell), the battery should be charged by a pre-charge circuit to prevent heat generation in the charge FETs.

The pre-charging current should be approximately 0.33A. Once, the battery voltage reaches more than 2.5V per cell, the charger can resume the standard charging method. The pre-charge function should have a cut-off timer in order to detect a short circuit. If the voltage does not recover to over 2.5V per cell within the specified time, charging must be terminated.

The current interrupt device (CID) may activate if the battery is charged continuously after it has reached a fully-charged state or if the battery is charged at a high temperature. Please consult SANYO for instruction on the charge method.

File No	NCR18650-618	Rechargeable Battery Business Division, SANYO Electric Co., Ltd.
---------	--------------	---

Title	Lithium Ion Battery Specification (Cylindrical Type)	Page	13/13
-------	--	------	-------

**16 Battery Warranty Period**

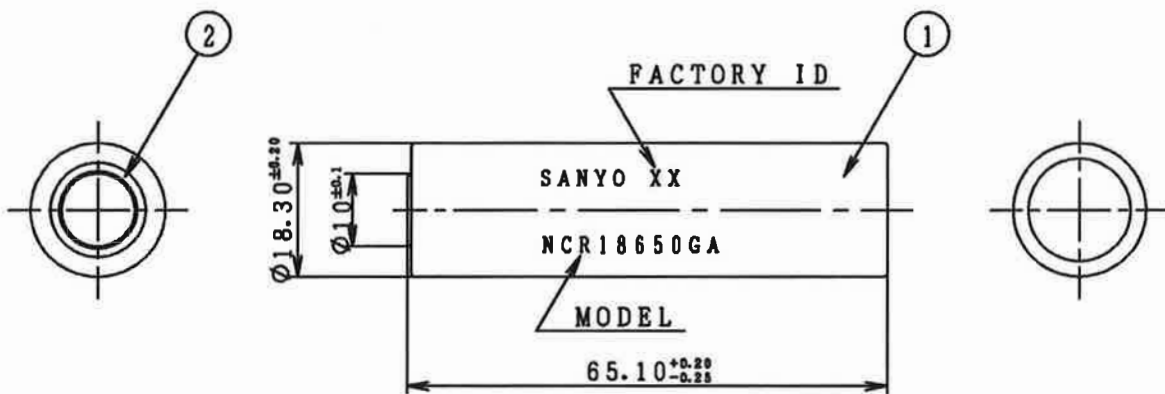
Unless otherwise stated in the contract, the warranty period is limited to one year from date of shipment. Panasonic will replace batteries if it is clear that there was a defect in Panasonic's manufacturing process and that the battery hasnot been misused.

**17 Battery Safety Requirements**

In order to ensure the safety of the battery, please contact SANYO to discuss design of the application from a mechanical and electrical perspective. Also, if there are special usage conditions (for example: a large current load, a quick charge method, or a special usage pattern), please consult SANYO before finalizing the product specification.

File No	NCR18650-618	Rechargeable Battery Business Division, SANYO Electric Co., Ltd.
---------	--------------	---

NO.	PART NAME	APPLICATION PART CODE	QTY.	MATERIAL SPECIFICATION	NOTE
	BATTERY		1	NCR18650GA	SHIPPING WITH CHARGE
1	TUBE		1	PET	PET TUBE RED
2	INSULATION RING		1	PAPER 0.25t	BLUE



NOTE.

1. STAMP LOT NO. ON THE TUBE.

XXXX

DAY (1ST=01, 2ND, =02, .. 30TH=30, 31ST=31)  
 MONTH (JAN=1, FEB=2, .. SEP=9, OCT=X, NOV=Y, DEC=Z)  
 YEAR ('96=6, '97=7, .. '15=5, '16=6, ..)

EX.) MAR. 26. 2015.....5326

2. LOT NO. IS EQUAL WITH CHARGING DATE.

3. STAMP "SANYO", FACTORY ID, & MODEL ON THE TUBE.

4. STAMP FACTORY ID ON THE TUBE AS SHOWN IN THE FOLLOWING TABLE. 1.

TABLE. 1

FACTORY ID	FACTORY
L	SANYO ENERGY NIGASHIURA CO., LTD.
TD	TSUNADENKI CO., LTD
C	CHOUU ELECTRIC CO., LTD

DATE	REMARK	SYMBOL	DATE	DESCRIPTION
MAR. 26. 2015		▲	MAR. 26. 2015	1st DRAWING (K. Yoshimoto)
DR K. Yoshimoto	MODEL: NCR18650G-H0ANA	▲	DATE	DESCRIPTION
CHK	CUSTOMER CODE:	▲	MATERIAL	
CHK	TOLERANCE	▲	処理加工	
ENG	WEIGHT	▲	FINISH	
APP A. Komiyama	25 < L ± 5	▲	部品名	完成電池
	< L ±	▲	PART NAME	BATTERY PACK (finish goods)
	50 < L ≤ 250 ± 4	▲	PART CODE	
	1 < L ≤ 50 ± 3	▲	DRAWING NO	NCR18650G-H0ANA01
	L ≤ 10 ± 2	▲	Rev.	

DRAWING NOT TO SCALE

△

A

B

C

D

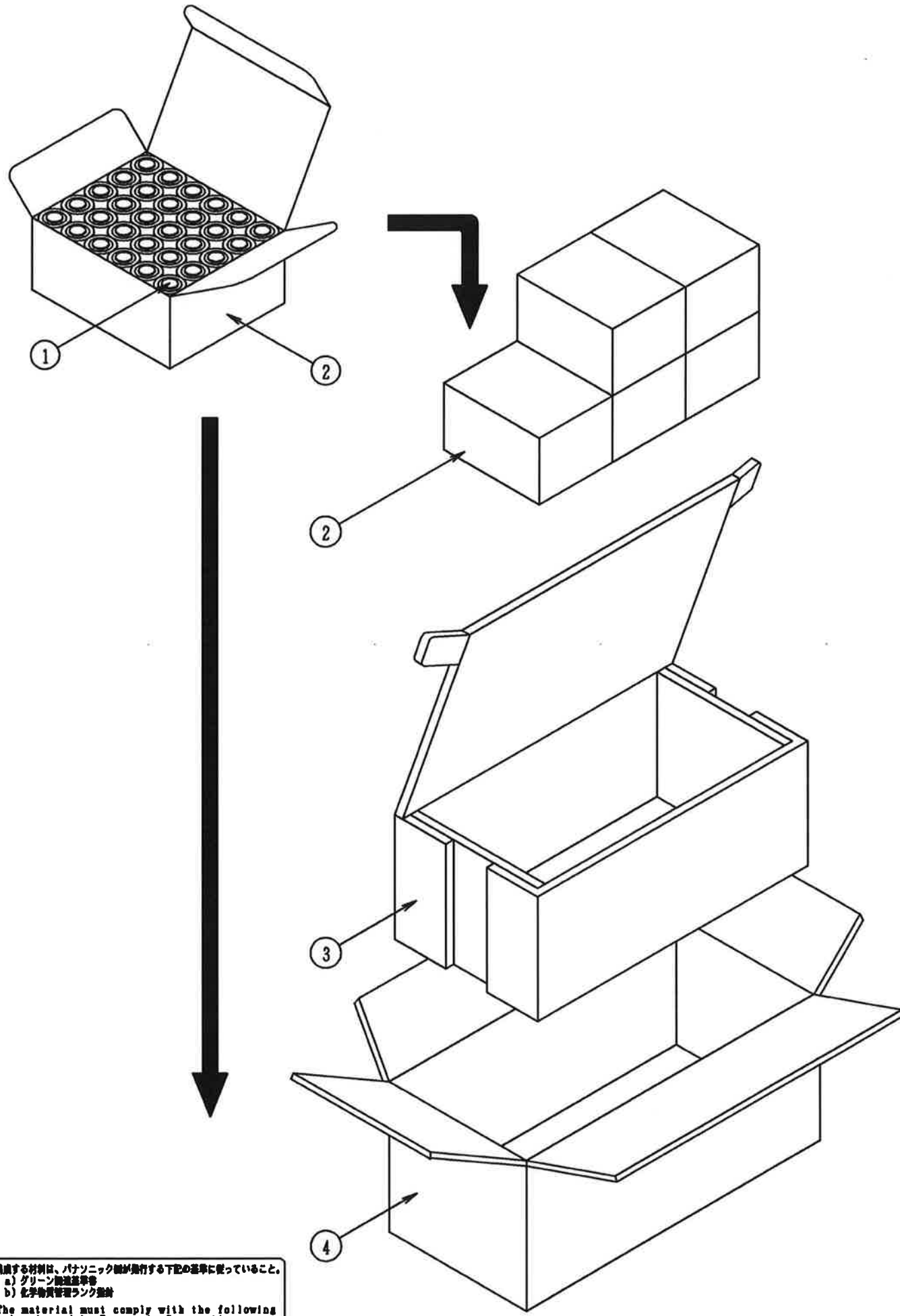
E

F



1  
2  
3  
4  
5  
6  
7  
8  
9  
10  
11  
12  
13  
14  
15  
16  
17  
18  
19  
20  
21  
22  
23  
24  
25  
26  
27  
28  
29  
30

DRAWING NOT TO SCALE



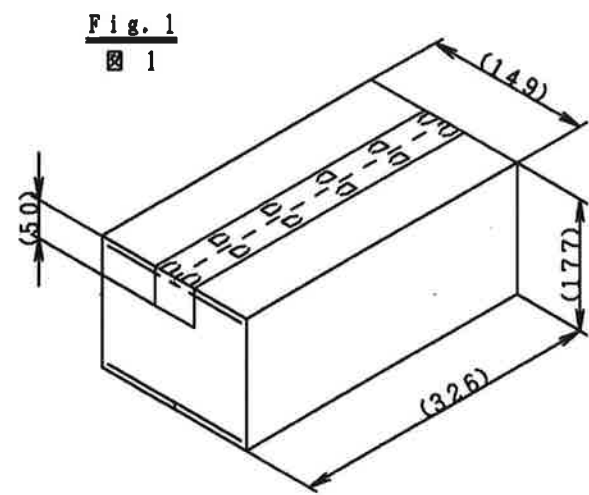
構成する材料は、パナソニックが発行する下記の基準に従っていること。  
 a) グリーン調達基準  
 b) 化学物質管理ランク基準  
 The material must comply with the following rules issued by Panasonic Corporation.  
 a) Green Procurement Standards  
 b) Chemical Substances Management

NO.	PART NAME	APPLICATION-PART CODE	QTY.	MATERIAL-SPECIFICATION	NOTE
1	完成電池 BATTERY PACK		1	UR18650	
2	化粧箱 INNER BOX		1/30	コートボール COAT BOARD	
3	スリーブパッド SLEEVE PAD		1/180	AF-KJ70/KJ80	
4	段ボール箱 MASTER CARTON		1/180	ABF-KJ40/SCP120X3/KJ40	

NOTES.

1. MASTER CARTON TO BE PACKED AS KNOWN DRAWING. (Fig. 1)
2. UPPER AND BOTTOM : TAPE OR STAPLER SEALING. (Fig. 2)  
(SPECIFIED SANYO STANDARD SPEC. STD-BHP-EX)

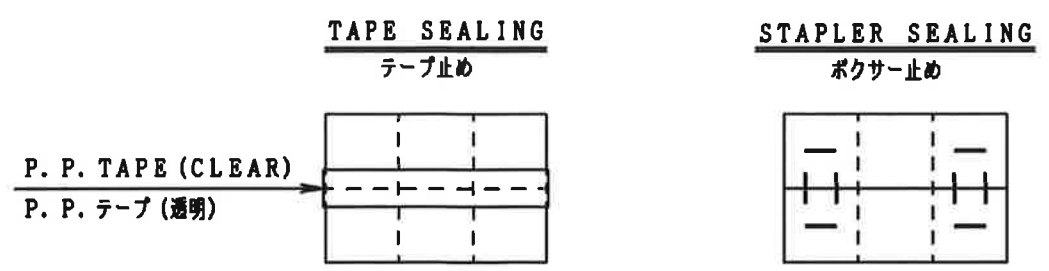
注) 1. 段ボール箱は、図1に示す様に包装すること。  
 2. 天面、底面は、テープ止め又はボクサー止めとする。(図2参照)  
 (三洋標準仕様STD-BHP-EXに準ずる。)



- ・ DIMENSION SHOWS OUTER SIZES.
- ・ QUANTITY:
  - ・ INNER BOX 30 pcs. (5X6X1)
  - ・ MASTER CARTON 180 pcs. (1X3 (2) X2)
- ・ GROSS MASS: APPROX. 9.5 kg

- ・ 寸法は外寸とする。
- ・ 入数は下記の通りとする。
  - ・ 化粧箱 30個 (5列X6列X1段)
  - ・ 段ボール箱 180個 (1列X3 (2) 列X2段)
- ・ 質量 : 約9.5 kg

Fig. 2  
図 2



DATE	REMARK	DATE	DESCRIPTION
NOV. 20. 2012		NOV. 20. 2012	ALL CHANGED DRAWING. / 全面書き替え出図.
		FEB. -2. 2010	1st DRAWING/初出図 (K. Yoshimoto)
D R	K. Yoshimoto	SYM	DATE
CHK		MODEL:UR18650-SSTD	材料・製法
CHK		CUSTOMER CODE:SSTD	MATERIAL
CHK		TOLERANCE	処理・加工
ENG		WEIGHT	FINISH
APP	M. Kagoshima	UNIT	部品名
		QTY	包装仕様図
		SCALE	PART NAME
		PART CODE	PACKING SPECIFICATION
		DRAWING NO	AUR18650-SIYOUZ2
		Rev.	20